

QUICK  
START

INSTRUCTIONS



astro

A40


HEADSET  
INSTRUCTION MANUAL



Designed for professionals but fit for any gamer, ASTRO Gaming's A40 Headset provides long-lasting comfort and complete audio control, so you can play your way. Most importantly, the A40 delivers unparalleled sound with incredible clarity, allowing you to hear even the subtlest aspects of your game's soundscape. The unidirectional microphone may be worn on either side of the headset, and offers superior vocal communication, clearly capturing your voice without picking up any background noise. You can even decorate your A40 headset by taking advantage of the customizable magnetic speaker tags.



CONGRATULATIONS ON YOUR  
SOUND INVESTMENT.



# PACKAGE CONTENTS

## Contents

So... you've breached the boxy exterior, and you're working your way along the inside. You'll find that your A40 comes bundled with some cables, each has a purpose that's suited to your method of gameplay.



**A40 HEADSET** ▲



**DETACHABLE MICROPHONE** ▲



**SPEAKER TAGS** ▲

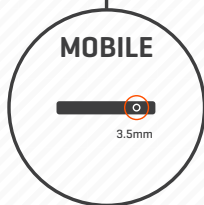


**A40 MOBILE CABLE** ▲



**PC SPLITTER CABLE** ▲

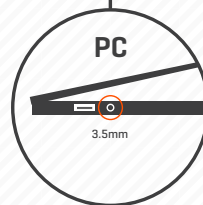
# SYSTEM CONFIGURATION // PS4



Plug the A40 Mobile Cable into the headset and directly into the 3.5mm audio port.

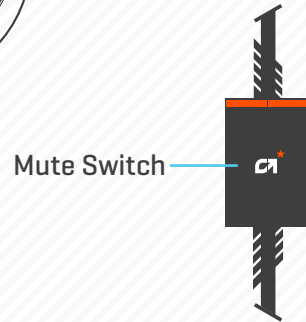
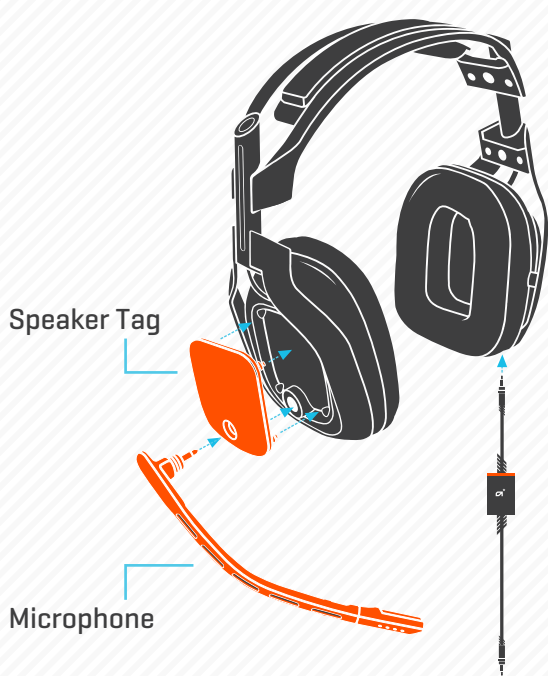


Plug the A40 Mobile Cable into the headset and directly into the Mac's 3.5mm audio port.



Plug the A40 Mobile Cable into the headset and attach the PC Splitter Cable, then plug the corresponding ends into their matching ports [If your PC has an integrated headphone/microphone port, the PC Splitter Cable can be bypassed].

# A40 HEADSET



# A40 HEADSET



## HEAD BAND:

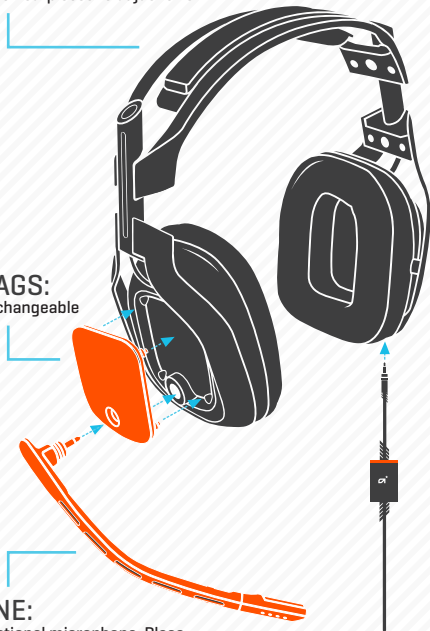
Gently pull on earpieces to adjust size.

## SPEAKER TAGS:

Magnetic and interchangeable

## MICROPHONE:

Detachable unidirectional microphone. Place the speaker-tag with the cut-out on the preferred side and plug in the microphone.



Mute Switch





<http://www.astrogaming.com/support>

## Troubleshooting

See the ASTRO Knowledge Base:

<http://www.astrogaming.com/faq>

All ASTRO Gaming products come with an automatic 1-year warranty. Registration is not required. If you purchased ASTRO products from a 3rd party retailer, you don't need to register it, but you will need to provide proof of purchase for any warranty claims.

## SPECS:

**Transducer Principle:** Dynamic, Open

**Frequency Response:** 15 - 28,000 Hz

**Nominal Impedance:** 50 ohms

**Weight w/o Cable:** 324 g

**Characteristic SPL:** 104dB

**Ear Coupling:** Circumaural

**Kessel Run Distance:** Under 12 Parsecs

**Headband Pressure:** 2.6 N

**Distortion:** Less than 0.1%

**Connector:** 3.5mm Mini-stereo and PC Splitter Cable

**Mic:** 6.0mm Uni-directional Noise Canceling Mic

US Patent #D613,266, #8,139,807, #8,335,335



## Federal Communications Commission (FCC) Statement

15.21

You are cautioned that changes or modifications not expressly approved by the part responsible for compliance could void the user's authority to operate the equipment.

15.105(b)

This equipment has been tested and found to comply with the limits for a Class B digital device, pursuant to part 15 of the FCC rules. These limits are designed to provide reasonable protection against harmful interference in a residential installation. This equipment generates, uses and can radiate radio frequency energy and, if not installed and used in accordance with the instructions, may cause harmful interference to radio communications. However, there is no guarantee that interference will not occur in a particular installation. If this equipment does cause harmful interference to radio or television reception, which can be determined by turning the equipment off and on, the user is encouraged to try to correct the interference by one or more of the following measures:

- Reorient or relocate the receiving antenna.
- Increase the separation between the equipment and receiver.
- Connect the equipment into an outlet on a circuit different from that to which the receiver is connected.
- Consult the dealer or an experienced radio/TV technician for help.

This device complies with Part 15 of the FCC Rules. Operation is subject to the following two conditions:

- 1) This device may not cause harmful interference, and
- 2) This device must accept any interference received, including interference that may cause undesired operation of the device.

FCC RF Radiation Exposure Statement:

This equipment complies with FCC radiation exposure limits set forth for an uncontrolled environment. End users must follow the specific operating instructions for satisfying RF exposure compliance. This transmitter must not be co-located or operating in conjunction with any other antenna or transmitter.

FCC RF Exposure requirements:

This device and its antenna(s) must not be co-located or operation in conjunction with any other antenna or transmitter.

*THE MANUFACTURER IS NOT RESPONSIBLE FOR ANY RADIO OR TV INTERFERENCE CAUSED BY UNAUTHORIZED MODIFICATIONS TO THIS EQUIPMENT. SUCH MODIFICATIONS COULD VOID THE USER'S AUTHORITY TO OPERATE THE EQUIPMENT.*





## INDUSTRY CANADA CONFORMITY STATEMENT / DÉCLARATION DE CONFORMITÉ

### D'INDUSTRIE CANADA

This Class B digital apparatus complies with Canadian ICES-003.

Cet appareil numérique de la classe B est conforme à la norme NMB-003 du Canada.



### CE DECLARATION OF CONFORMITY

Skullcandy, Inc. declares that this product is in compliance with the essential requirements and other relevant provisions of Directives 2004/108/EC. A copy of the Declaration of Conformity for this product may be obtained by contacting Skullcandy, Inc.



### Note on environmental protection:

After the implementation of the European Directive 2012/19/EU in the national legal system, the following applies: Electrical and electronic devices may not be disposed of with domestic waste. Consumers are obliged by law to return electrical and electronic devices at the end of their service lives to the public collecting points set up for this purpose or point of sale. Details to this are defined by the national law of the respective country. Failure to dispose of electronic devices properly may have harmful effects on the environment and human health as a result of the presence of hazardous substances in the products. This symbol on the product, the instruction manual or the package indicates that a product is subject to these regulations. By recycling, reusing the materials or other forms of utilizing old devices, you are making an important contribution to protecting our environment.